


# **WATERSAM**®



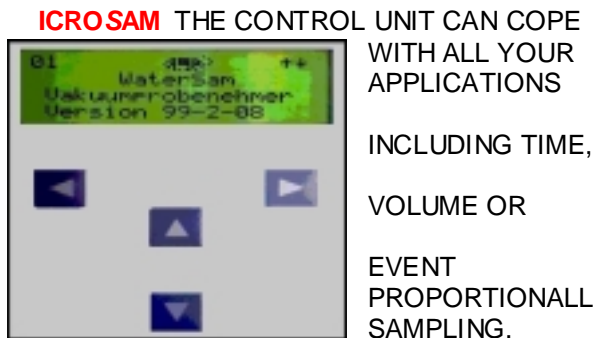
**UMWELTECHNISCHE PRODUKTE**

**HANDELS-GMBH**



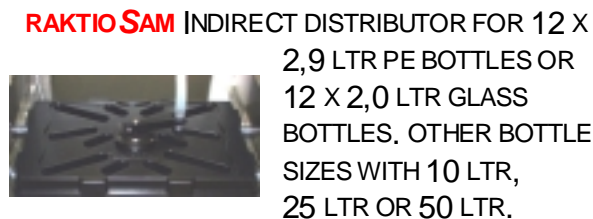
**WS12** THE SAMPLER FOR **MANY** APPLICATIONS

**WATER SAM®** A SAMPLER WITH NEW IDEAS INCLUDING A NEW VACUUM DOSING SYSTEM THAT DOES AWAY WITH THE NEED FOR A SWITCH-VALVE.



**ICROSAM** THE CONTROL UNIT CAN COPE WITH ALL YOUR APPLICATIONS INCLUDING TIME, VOLUME OR EVENT PROPORTIONAL SAMPLING.

**WATCHSAM** INTEGRAL MONITOR PROTECTS THE EQUIPMENT AND WARNS WHEN SERVICING IS NEEDED.



**RAKTIO SAM** INDIRECT DISTRIBUTOR FOR 12 X 2,9 LTR PE BOTTLES OR 12 X 2,0 LTR GLASS BOTTLES. OTHER BOTTLE SIZES WITH 10 LTR, 25 LTR OR 50 LTR.

**THERMOSAM** A SPECIAL AIR CIRCULATION SYSTEM ENSURES THAT THE SAMPLES ARE MAINTAINED IN OPTIMAL CONDITIONS WITHIN THE STORAGE CABINET IN SUMMER OR WINTER.



**CORPUSAM** THE HOUSING CAN BE EASILY DISMANTLED FOR EASIER SERVICING AND EVENTUAL RECYCLING. ELECTRICAL AND MECHANICAL COMPONENTS ARE POSITIONED SAFELY IN THE DRY CONDITIONS ABOVE THE WET SYSTEM ELEMENTS.

**SERVISAM** SHOULD A PROBLEM OCCUR WE WILL QUICKLY FIX IT. GIVE US A TRY.

TEL 07472 94 2 94 FAX 07472 94 2 06  
E-MAIL : [INFO@WATERSAM.DE](mailto:INFO@WATERSAM.DE)  
INTERNET : <http://www.watersam.de>

## TECHNICAL DATA

SAMPLING METHOD	Air Vacuum Pump		
DOSING BOTTLE	DURAN 50 borosilicate glass		
SAMPLE SHOT VOLUME	20 – 300 ML		
INLET HOSE	16mm dia. PVC		
SAMPLE LIFT HEIGHT	7 M from the top of the housing		
DISTRIBUTOR	Indirect circular distributor (Type WS 12) or optional using either an X-Y distributor (Type WS16)		
DISTRIBUTOR HOSE	16 mm dia. Silicone		
PUMP	Vacuum pressure with 24 V DC motor and stainless steel head		
HOUSING	Stainless steel (V2A 1.4301) with 40mm insulation (Optional V4A)		
COOLING UNIT	Bosch compressor with safety cut-in and automatic defrost.		
HEATING	Stainless steel enclosed 350W		
THERMOSTAT	PT 100		
CONTROL	Microprocessor controlled, 4 button tactile keypad with 4 x 20 col. LCD display. Real-time clock and 5year RAM battery back-up		
SOFTWARE	Menu driven. <ul style="list-style-type: none"> <li>• 9 pre-set programmes</li> <li>• Warning signal</li> <li>• 'In operation' signal</li> <li>• 'Service due' signal</li> <li>• Free programming of indirect circular distributor</li> <li>• Logging of event and operating details</li> </ul> Pre-set programmes can be easily customised and combined programmes are possible		
ELECTRICAL DATA	230 V / 50Hz / 16A Maximum load 400 W		
DIMENSIONS	Height	1,330	mm
	Width	645	mm
	Depth	675	mm
	Weight	111	Kg

## ATER SAM®

UMWELTECHNISCHE PRODUKTE HANDELS-GMBH  
BELLINOSTRAßE 10  
D 72108 ROTTENBURG  
GERMANY

WE MAY MAKE CHANGES TO THE TECHNICAL DETAILS WITHOUT NOTICE.  
WE ARE BOUND ONLY BY OUR STANDARD TERMS OF SALE.